

Below you will find the pictures provided by Spiraltec GmbH. These are structured analogously to the factsheet. These are available for download at the following link:
<https://www.spiraltecgbh.com/en/press-area.html>

Conditions of use:
The use of photos published by Spiraltec for journalistic purposes is free of charge and requires no additional permission. Please provide proof of use.

How works the diffusion dialysis?

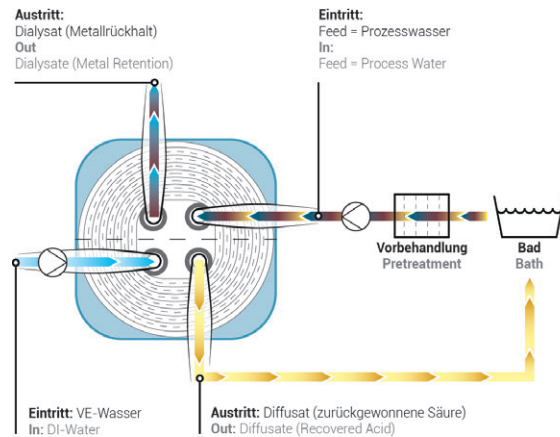


Fig. 1: Flowsheet Diffusion Dialysis

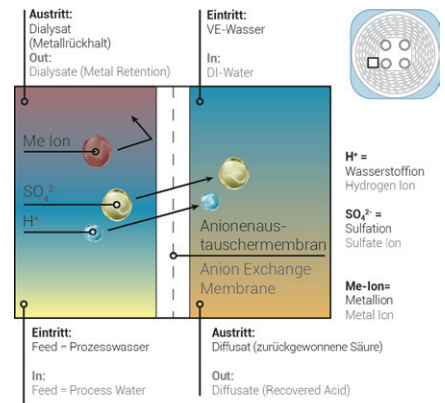


Fig. 2: Basic Process Diffusion Dialysis

Spiral membrane module



Fig. 3: WD-AR10 Front view

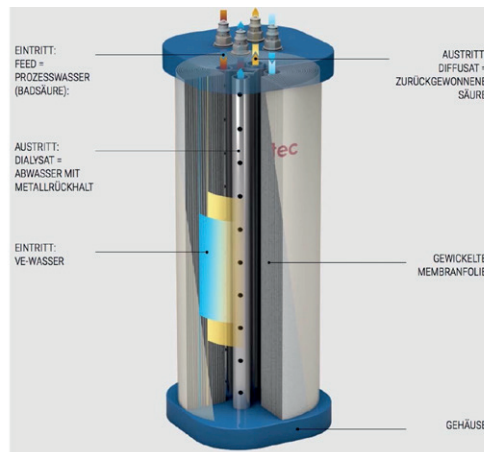


Fig. 4: Cross section WD-AR10



Pic. 1: Mood picture WD-AR10 built into the 10er module (DS10-30)



Pic. 2: WD-AR10 Front view



Pic. 3: WD-AR10 Front view



Pic. 4: WD-AR10 Top view

Below you will find the pictures provided by Spiraltec GmbH. These are structured analogously to the factsheet. These are available for download at the following link:
<https://www.spiraltecgmbh.com/en/press-area.html>

Conditions of use:

The use of photos published by Spiraltec for journalistic purposes is free of charge and requires no additional permission. Please provide proof of use.

PP1
(Plant of one)



Pic. 5: PP1 Sideview



Pic. 6: PP1 sloping front view

PP2-DB
(Plant of two)



Pic. 7: PP2-DB + Tank front view



Pic. 8: Empty PP2-DB Plant front view

DS10-30
(module of 10)



Pic. 9: DS10-30 Front view



Pic. 10: 2 stacked DS-10-30 front view. The possibility of stacking makes the module extremely space-saving.

Below you will find the pictures provided by Spiraltec GmbH. These are structured analogously to the factsheet. These are available for download at the following link:
<https://www.spiraltecgmbh.com/en/press-area.html>

Conditions of use:

The use of photos published by Spiraltec for journalistic purposes is free of charge and requires no additional permission. Please provide proof of use.

Introducing Spiraltec



Fig. 5: Logo Spiraltec GmbH



Fig. 6: Logo Spiraltec GmbH, black & white



Pic. 11: Founder and Managing Director Holger P. Härter (left) with Head of Application Development Frank Moser (right)



Pic. 12: Founder and Managing Director Holger P. Härter (left) with application developer Yidong Ma (right)



Pic. 13: Team Spiraltec GmbH